







# House of Doltone

—

A bespoke styling and theming solution exclusive to Doltone House clientele designed to maximise the client's experience. Our personal in-house stylists design everything from florals, theming, lighting, backdrops, table decor, draping, furniture and the finer details of the your wedding.



TABLE DECOR

CHANDELIERS

CHAIRS

LINEN

DRAPING

CENTREPIECES

LIGHTING

STATIONERY

FURNITURE

DANCE FLOOR

FLORALS

ENTERTAINMENT

**House of Doltone**

By Appointment Only

02 8543 6099

[styling@houseofdoltone.com.au](mailto:styling@houseofdoltone.com.au)

[doltonehouse.com.au](http://doltonehouse.com.au)






# Contents

PINK PALAIS	06
EUPHORIC MOMENTS	07
WEDDED BLISS	08
DRAPED IN BEAUTY	09
GOLDEN GRANDEUR	10
ROSES AND ROMANCE	11
A DAZZLING CELEBRATION	12
GLISTENING LOVE	13
FOREVER CHARMING	14
SPRING IS IN THE AIR	15
IN BLOOM	16
HOLLYWOOD GLAMOUR	17
THE TIME IS WHITE	18
PERFECT FANTASY	19
ROSY DISPOSITION	20
MARBLE ROMANCE	21
SIMPLY CHIC	22
PURE ABUNDANCE	23
I DO MODERN	24
CRYSTAL CUT	25
LUSH BOTANICAL	26
THAT'S AMORE	27
I'M CHARMED	28
MODERN GLAMOUR	29
TIMELESS ALLURE	30
SOMETHING BLUE	31
VINTAGE GLITZ	32
DAZZLING DREAMS	33
NEW YORK LAVISH	34
BERRY SWEET	35
ROMANTIC FLORALS	36
TUSCAN ALLURE	37

# PINK PALAIS

Photography: Image Haus

EST. 2014  
HOUSE OF  
DOLTONE  
SYDNEY  
LUXE EVENT STYLING



## JONES BAY WHARF


Create that special moment filled with charm and style by incorporating feature draping across the walls and ceiling. Hanging chandeliers, candelabras and fresh florals make for the perfect centrepieces, while adding soft pops of colour with designer rugs and chairs to enhance the romance.



# EUPHORIC MOMENTS

Photography: Doltone House

EST. 2014  
HOUSE OF  
DOLTONE  
SYDNEY  
LUXE EVENT STYLING



## DARLING ISLAND



Gold table settings create a desirable opulent look to your big day. Decorate your space with white floral arrangements and soft greenery to create a luxurious and timeless feel.



# WEDDED BLISS

Simon Georges Photography  
Photography: Doltone House

EST. 2014  
HOUSE OF  
DOLTONE  
SYDNEY  
LUXE EVENT STYLING



## HYDE PARK

For a stylish and opulent celebration, add some gold touches through table centrepieces and warm candlelit lighting, complemented against the white floral arrangements and luxe chandeliers.





# DRAPED IN BEAUTY

Photography: Doltone House  
Macdougall Photography

EST. 2014  
HOUSE OF  
DOLTONE  
SYDNEY  
LUXE EVENT STYLING



## JONES BAY WHARF



Incorporate dazzling hanging installations, such as drapes and chandeliers, across the length of the space for that spectacular wow factor. Complement this with gold accents through table décor and baroque centrepieces.



# GOLDEN GRANDEUR

Photography: Doltone House

EST. 2014  
HOUSE OF  
DOLTONE  
SYDNEY  
LUXE EVENT STYLING



## SYLVANIA WATERS


For classic elegance and grandeur, golden wedding themes continue to grow in popularity. Gold is a beautiful complement to any colour palette, making it easy to adapt to any wedding theme or style. Combine a gold bridal table with natural white florals and a touch of green for ultimate sophistication.



# ROSES AND ROMANCE

Photography: Doltone House

EST. 2014  
HOUSE OF  
DOLTONE  
SYDNEY  
LUXE EVENT STYLING



## LOFT

Ignite the romance by incorporating a rich colour palette of reds and golds throughout the space. Extend this look throughout the centrepieces, lighting and tableware to enhance the ambience.



# A DAZZLING CELEBRATION



Maddigan Photography  
Bright Photography

EST. 2014  
**HOUSE OF DOLTONE**  
SYDNEY  
LUXE EVENT STYLING



## JONES BAY WHARF

Dazzle guests with a night to remember by incorporating white orchids and roses throughout the venue, set against gold crystal chandeliers and modern table decor. Create a unique experience by adding chandeliers as centrepieces and candles for a more romantic ambiance.



# GLISTENING LOVE

Photography: Doltone House  
Inlighten Photography

EST. 2014  
HOUSE OF  
DOLTONE  
SYDNEY  
LUXE EVENT STYLING



## JONES BAY WHARF

Monochromatic tones create an updated chic look for the modern couple. Add some sparkle to your wedding day with crystal table décor, tea-lit centrepieces and simply stunning floral arrangements. Enhance this look throughout with monochrome stationary for extra flair.




# FOREVER CHARMING



MacDougall Photography

EST. 2014  
HOUSE OF  
DOLTONE  
SYDNEY  
LUXE EVENT STYLING



## DARLING ISLAND

Deep tones, and exquisite chandeliers create a romantic and glamorous occasion inspired old Hollywood glamour. Contrast this with simpler centrepieces and floral arrangements for a timeless celebration.



# SPRING IS IN THE AIR



EST. 2014  
HOUSE OF  
DOLTONE  
SYDNEY  
LUXE EVENT STYLING



## SYLVANIA WATERS

Incorporate a soft, colourful palette through an array of small floral centrepieces of peonies, roses and orchids complemented against sparkling, crystal candles and serene touches of gold and colour throughout the table décor.




# IN BLOOM



Photography: House of Doltone  
MacDougall Photography

EST. 2014  
**HOUSE OF DOLTONE**  
SYDNEY  
LUXE EVENT STYLING



## JONES BAY WHARF

It's all in the details with this season's trend of opulence and florals. From rich lighting décor to feminine florals, you will be sure to have your wedding looking on trend. Add a touch of glamour to your wedding with gold detailing contrasted against white and pink tones.




# HOLLYWOOD GLAMOUR



MacDougal Photography

EST. 2014  
HOUSE OF  
DOLTONE  
SYDNEY  
LUXE EVENT STYLING



## HYDE PARK

Crystal chandeliers and white orchids, contrasted against dark hues, set the perfect scene for a divine wedding. Style your wedding with crystal candelabras, bouquets of orchards mixed in with greenery and incorporate a darker tone to your tables, menus and stationery.




# THE TIME IS WHITE



House of Glamour  
D'Amico Photography

EST. 2014  
**HOUSE OF  
DOLTONE**  
SYDNEY  
LUXE EVENT STYLING



## JONES BAY WHARF

For the glamorous bride, black and white tones exude modern glamour. Modern tiered chandeliers and monochromatic tones add to the glamour of any wedding. Complement your wedding venue with pure white floral centrepieces, white candles and white stationery.



# PERFECT FANTASY



Fuss Photography

EST. 2014  
HOUSE OF DOLTON  
SYDNEY  
LUXE EVENT STYLING



## LOFT

For couples who dream of a fairy tale wedding, start with a colour theme and let all the details follow. Overhanging florals, tulle and tinted glassware make for a whimsical table setting. Add vintage touches like French provincial furniture, wine barrels and chandeliers to take this look to the next level.



# ROSY DISPOSITION

Maddouga Photography

EST. 2014  
HOUSE OF  
DOLTONE  
SYDNEY  
LUXE EVENT STYLING



## SYLVANIA WATERS

Roses, lush greenery and a crystal chandelier evoke glamour and romance to any wedding event. The contrast of deep and soft hues against enchanting candles set the scene for a hint of vintage glamour. Continue this theme in your stationery and seating arrangements list.




# MARBLE ROMANCE



MacDougal Photography  
Puss Photography

EST. 2014  
**HOUSE OF DOLTONE**  
SYDNEY  
LUXE EVENT STYLING



## DARLING ISLAND

Suitable for various themes and styles, marble is currently trending in weddings for its modern flair and sleek sophistication. Incorporate marble details into your wedding stationery and signage, bridal table, décor and cake. Complete the look with romantic florals, soft drapery and silver details.




# SIMPLY CHIC



Photography: Doltone House

EST. 2014  
HOUSE OF  
DOLTONE  
SYDNEY  
LUXE EVENT STYLING



## MANHATTAN

Crisp white details accentuated with small doses of industrial centrepieces are the perfect arrangement for the perfect feminine affair. Create your dream wedding with small bouquets, ghost chairs and simple stationary.



# PURE ABUNDANCE



MacDougall Photography

EST. 2014  
HOUSE OF  
DOLTONE  
SYDNEY  
LUXE EVENT STYLING



## SYLVANIA WATERS

Crisp, clean designs take centre stage for the wedding event of the season. Our octagonal backdrop creates the perfect atmosphere and adds another dimension to the wedding ambience. Style your wedding with high floral centrepieces and backdrops and simple dinnerware.



# I DO MODERN



Photography: Image Haus

EST. 2014  
**HOUSE OF  
DOLTONE**  
SYDNEY  
LUXE EVENT STYLING



## JONES BAY WHARF

For the modern bride, say your I Do's to low centrepieces and black wire detailing for the perfect setting. Enhance the vibe with the use of ghost chairs and a feature backdrop of arches and florals contrasted against white draping.




# CRYSTAL CUT



MacDougall Photography

EST. 2014  
HOUSE OF  
DOLTONE  
SYDNEY  
LUXE EVENT STYLING



## HYDE PARK

There is something so romantic about adding old-world crystal to your big day. Crystal glassware and chandeliers work well when combined with mirrored surfaces and white blooms. For ultimate luxury with a vintage ambience, use black tablecloths and napkins to make the crystal twinkle.



# LUSH BOTANICAL



MagDougall Photography

EST. 2014  
HOUSE OF  
DOLTONE  
SYDNEY  
LUXE EVENT STYLING



## SYLVANIA WATERS

Whimsical and wild with lush ferns and greenery. This look is all about channelling nature so keep it simple. We suggest limiting your colour palette to two to four colours, so with green and white as the botanical heroes, look for inspiration from your venue to create a cohesive flow.





# THAT'S AMORE



MacDougall Photography

EST. 2014  
HOUSE OF  
DOLTONE  
SYDNEY  
LUXE EVENT STYLING



## JONES BAY WHARF


Make a statement and experience the extravagance of incorporating black and gold in your wedding décor. Whichever colour you decide to use as a prominent colour base; accent this with textured table fabrics, napery, ornately defined charger plates, cutlery and be open to the myriad of options for your centrepiece.



# I'M CHARMED

Photography: Doltone House

EST. 2014  
HOUSE OF  
DOLTONE  
SYDNEY  
LUXE EVENT STYLING



## DARLING ISLAND


Create an alluring and exquisite wedding with crystal drop chandeliers, alternating centerpieces featuring orchards, tealights and lush greenery for the perfect modern celebration.



# MODERN GLAMOUR

Photography: Doltone House

EST. 2014  
HOUSE OF  
DOLTONE  
SYDNEY  
LUXE EVENT STYLING



SIGNORELLI  
GASTRONOMIA

Create an intimate celebration with sheer drapes, romantic florals, and mirrored decor. Incorporate simple centerpieces of white roses to complement the charming style of the space for you and your guests.



# TIMELESS ALLURE



## SYLVANIA WATERS

For a botanical theme, place tall white wooden centerpieces and decorate with lush greenery. Play with various florals for a unique centerpiece feature, for example add small clusters of white roses like we have or add some bright colours to make a statement. The result will be simple yet effective. Add king tables to your floor plan to mix it up.



# SOMETHING BLUE

Photography: Wedding Soul Story

EST. 2014  
HOUSE OF  
DOLTONE  
SYDNEY  
LUXE EVENT STYLING



## MANHATTAN



Manhattan inspired, incorporating blues and ivory whites- say I do with style and class. We suggest keeping it simple, avoid introducing too many colours and let the space speak for itself. From ceremony to reception, keep your floral décor in theme and consider using more contemporary vase styles in silvers and whites to enhance your table décor.



# VINTAGE GLITZ



MacDougall Photography



## DARLING ISLAND

Create an extremely glamorous look by using black and white colours as the base canvas with the addition of crystal features. We have used a variety of floral statement features including cascading white phalaenopsis orchids, as well as pure white floral centerpieces placed on mirrored boxes and crystal candelabras standing on mirror platforms reflecting and enhancing the glamour throughout the space.



# DAZZLING DREAMS



In light of the occasion  
 MacDougall Photography

EST. 2014  
 HOUSE OF  
 DOLTON  
 SYDNEY  
 LUXE EVENT STYLING



## JONES BAY WHARF

For ultimate elegance and pure romance say hello to a traditional white wedding theme. Signifying purity and new beginnings, the softness of white creates a versatile styling playground with timeless beauty. Add glamour with spot lighting, chandeliers, crystal and gold details.



# NEW YORK LAVISH



— EST. 2014 —  
HOUSE OF  
DOLTONE  
— SYDNEY —  
LUXE EVENT STYLING



## MANHATTAN

Create a clean architectural effect on the ceremony aisle with modern floral punctuation by using florals such as Arum Lillies. Place tall vases filled with the aesthetically elegant lillies on clean white columns that have various heights and you will create a stunningly breathtaking ceremony space. Continue the celebrations with afternoon high tea.



# BERRY SWEET



Ballyhoo Photography & Video

EST. 2014  
HOUSE OF  
DOLTONE  
SYDNEY  
LUXE EVENT STYLING



## HYDE PARK


Flowers and candles are the perfect pair. For a luxury look where the blooms are the hero, consider using black tablecloths and a black dance floor to make your flowers pop. Alternate between floral and crystal candelabras for table centrepieces and achieve an awe-inspiring twinkle come sunset.



# ROMANTIC FLORALS

Photography: Doltone House  
MacDougall Photography

EST. 2014  
HOUSE OF  
DOLTONE  
SYDNEY  
LUXE EVENT STYLING



## DARLING ISLAND


Floral centrepieces are the perfect way to highlight the mood of your wedding, with an array of arrangement options, create the feel of romance with your own personal style. Compliment your floral look with candlelit lighting, glass tableware and perspex vases for your floral bouquet.



# TUSCAN ALLURE

MacDougall Photography

EST. 2014  
HOUSE OF  
DOLTON  
SYDNEY  
LUXE EVENT STYLING



SIGNORELLI  
GASTRONOMIA

For a look with rustic charm we're all about timber. Pass on tablecloths and use exposed timber tables and wine barrels to create a casual vibe. Add romance with festoon lighting and a generous amount of candlelight and finish the look by combining green foliage with a statement flower like the sunflower.





**House of Doltone**

By Appointment Only

02 8543 6099

[styling@houseofdoltone.com.au](mailto:styling@houseofdoltone.com.au)

[doltonehouse.com.au](http://doltonehouse.com.au)

**Doltone House Pyrmont & CBD Venues**

02 8571 0622

[info@doltonehouse.com.au](mailto:info@doltonehouse.com.au)

**Doltone House Sylvania Waters**

02 8543 6000

[sylvaniawaters@doltonehouse.com.au](mailto:sylvaniawaters@doltonehouse.com.au)



[@houseofdoltone](https://www.instagram.com/houseofdoltone)











**doltone house**

VENUE & CATERING COLLECTION